


2025 Exhibitor Logistics Guide



Exhibitor Schedule

	Monday Jan 20	Tuesday Jan 21	Wednesday Jan 22	Thursday Jan 23	Friday Jan 24
Registration	12:00 PM – 5:00 PM	6:30 AM – 6:00 PM	6:30 AM – 6:00 PM	6:30 AM – 12:00 PM	
Education Sessions	1:00 PM – 5:00 PM Tutorials *Additional Registration	7:00 AM – 5:45 PM Conference Sessions 6:00 PM – 8:00 PM Opening Reception	8:00 AM – 10:00 AM Super Sessions 10:00 AM – 5:00 PM Technology Stages	8:00 AM – 10:00 AM & 2:30 PM – 5:00 PM Super Sessions 10:00 AM – 3:00 PM Technology Stages	
Set-up / Dismantle	1:00 PM – 5:00 PM* *Booths 400 SF or larger	8:00 AM – 5:00 PM Booths must be set by 4pm		3:00 PM – 10:00 PM	Carrier check in at 8:00 AM. Exhibits must be cleared by 10:00 AM
Exhibitor Service Center	1:00 PM – 5:00 PM	8:00 AM – 5:00 PM	8:00 AM – 5:00 PM	9:00 AM – 10:00 PM	
Expo Hours			10:00 AM – 5:00 PM	10:00 AM – 2:30 PM	
EAC Access	1:00 PM – 5:00 PM	8:00 AM – 5:00 PM	8:00 AM – 10:00 AM	3:00 PM – 10:00 PM	8:00 AM – 10:00 AM Exhibits must be cleared by 10:00 AM

Exhibitor access to exhibit floor on show days begins at 8:00 AM and extends until the hall closes. Exhibitors needing to work late after these posted hours must receive permission. In addition, after these times, workers must remain in their booths. Once workers exit the hall, re-entry may be prohibited. EACs and Exhibitor Wristbands are not permitted on the show floor during show hours.

Exhibitor Registration Details

Badges can be picked up at Registration located at the entrance to the exhibit hall A & B1.

Registration Hours

Monday	20 Jan	12:00 PM – 5:00 PM
Tuesday	21 Jan	6:30 AM – 6:00 PM
Wednesday	22 Jan	6:30 AM – 5:00 PM
Thursday	23 Jan	6:30 AM – 12:00 PM

Register all your booth staff online through the Exhibitor Portal to save time onsite. Need to recover your password? Contact gridedge@cemllc.com

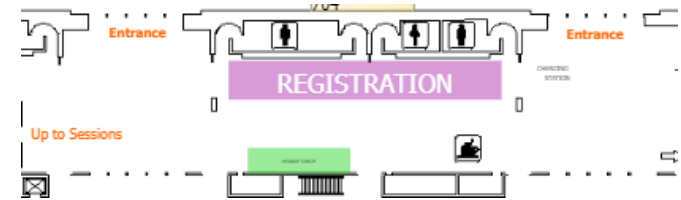
Registration Type	Early Bird Rate	On or After 14 Dec.
Additional Exhibitor Full Conference	\$300	\$360
Additional Exhibitor Exhibit Hall Only	\$175	\$175
One Day Pass – IEEE PES Member	\$300	\$360
One Day Pass – Non-Member	\$450	\$540
Additional Opening Reception Ticket*	\$100	\$100

*Limit one (1) additional ticket per attendee

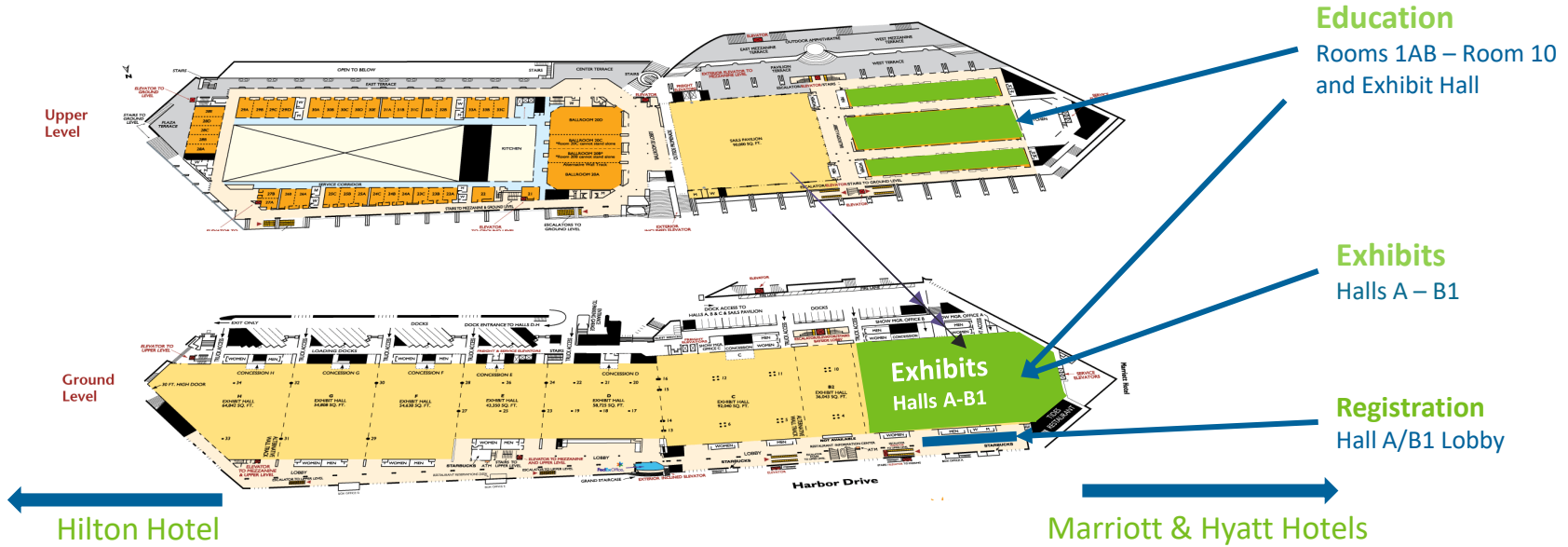
UTILITY SAVER PACKAGE

Send up to 10 utilities for \$1,000
or 5 utilities for \$750.

Details available [here](#).



San Diego Convention Center (Halls A – B1)
 111 Harbor Drive • San Diego, CA 92101 • (619)525-5000



Education
 Rooms 1AB – Room 10
 and Exhibit Hall

Exhibits
 Halls A – B1

Registration
 Hall A/B1 Lobby

Hilton Hotel

Marriott & Hyatt Hotels

On-Site Locations

Area	Location
Breakout Sessions	Upper Level, Rooms 1-2 & 7-11
Charging Stations	23 Locations in Lower-Level Lobbies
Exhibits	Exhibit Halls A – B1
Exhibitor Service Desk	Back of Exhibit Hall
Exhibit Show Office	Hall A Show Office
General Sessions/Super Sessions	Room 6AB
Mother's Lounge	Near Women's Restrooms in Lobbies A and E
Printing and Supplies	FedEx Office, Lobby D
Registration	Hall A-B1 Lobby
Grid Edge Show Office	Room 5B (Upper Level)
Show Security	Hall B Show Office
Volunteer Check-in Office	Room 3
WiFi	Free Wi-Fi in all lobby areas

Show Floor Attractions

Artificial Intelligence (AI) Stage

Discover the entire artificial intelligence value chain as it pertains to Grid Edge technologies – from laying the groundwork for AI development to using the latest advancements in AI for a pivotal new role in the Grid Edge ecosystem.

Electrification Stage

Electrification is expected to reshape transportation, grid infrastructure, utility planning processes, and overall energy systems. Learn about today's state of electrification and the potential paths to achieving a clean, sustainable, interconnected, and electrified world

Sustainability & Resiliency Stage

Sustainable and resilient energy are critical to modern society. Hear how the power and energy industry is charting the course to combat climate change and provide reliable power even when disruptions are wider in area, longer in duration, and stronger in impact.

Distributed Resources Stage

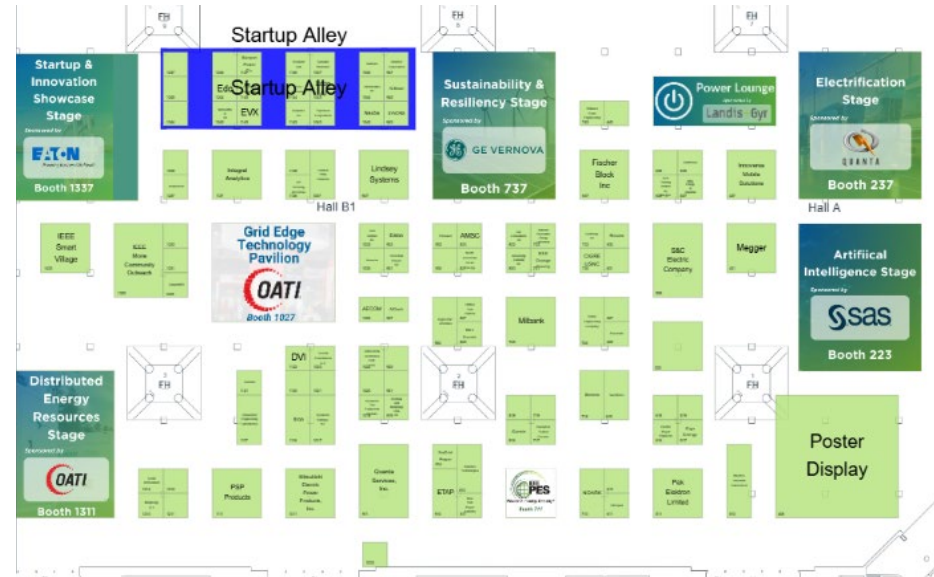
Get up to speed on the rapidly evolving landscape of distributed energy resources. These sessions will bring together industry experts to discuss how key technologies are transforming how we generate, manage, and consume electricity in the new energy landscape.

Startup Stage

Located in the center of the show floor, the Startup Stage will feature early-stage startups with promising solutions to revolutionize the grid edge. Select startups will present their ideas in front of Corporate investors and VCs and compete for the grand prize!

Startup Alley

Centrally located on the exhibit floor, this section of booths features startups with promising next-gen tech.



Technology Stage Presentation Schedule

What Comes With Your Booth

- **Standard flameproof booth equipment for:**
 - Linear booths (view show rules)
 - 8' high pipe and drape backwall (blue & white drape)
 - 3' high pipe and drape side rails
 - 7" x 44" booth identification sign (company name and booth number.)
 - Management provides aisle carpeting (Midnight and Blue Colors). (Booth carpet/floor covering is required for all exhibits and must be provided at the exhibitor's expense.)
 - General exhibit hall lighting, air-conditioning or heating (during show days only)
 - Product category listing on the IEEE PES Grid Edge website and in the mobile app
 - Onsite Show Management Office & Floor Managers to aid exhibitors during set-up, show days and dismantle starting Monday, January 20.
 - 4 (or more) complimentary exhibitor badges, which allow access to the entire IEEE PES Grid Edge show (exhibit hall, conference sessions, receptions, and social functions). Badge allotment is based on booth size, refer to table below for actual allotments



Booth Size	Badge Allotment
100 SF	4
200 SF	7
300 SF	8
400 SF	9
Greater than 400 SF	9+1 additional badge per 100 SF Ex: 600 SF = 11 badges

All official vendors for the Grid Edge Conference are [listed here](#).

NOTE: Startup Alley booths include booth carpet, one (1) draped six-foot table, and two (2) side chairs

Exhibitor Rights - Labor

DECORATORS UNION

Members of this union claim jurisdiction over all set-up and dismantling of exhibits including signs and laying of carpet. This does not apply to the unpacking and placement of your merchandise. **You may install and/or dismantle your exhibit display if one person, who is a full-time employee, can accomplish the task in an hour or less without the use of tools.**

If your exhibit preparation, installation or dismantling requires more than 1 hour, you must use union personnel supplied by the Official Decorating Contractor.

As an exhibitor, you will be pleased to know that when union labor is required, you may provide your company personnel to work along with a union installer in Southern California on a one-to-one basis.

TEAMSTERS UNION

This union claims jurisdiction on the operation of all material handling equipment, all unloading and reloading, and handling of empty containers. An exhibitor may move the material that is hand carryable by one person in one trip, without the use of dollies, hand trucks or other mechanical equipment.

ELECTRICAL UNION

IBEW Electricians jurisdiction covers all electrical labor for each booth including but not limited to, cable distribution under your carpet or flooring, and throughout the booth structure. Included are connections& hardwiring of all electrical equipment, (e.g. 208volt & higher services, panels, motors, and audio-visual equipment). Installation of all lighting hung from truss or beams & distribution of all cabling throughout (San Francisco includes the lighting truss assembly and hanging). All stagehand labor used in the exhibit area will be supplied through Freeman with exception of a company representative/supervision, plasma screen mounting, computer set up and interconnectivity. Unless contracted directly with the in-house AV / Internet provider, all data and coaxial cable run within the booth, overhead or on the floor will be installed by our electricians. Electrical services are provided on material basis and cannot be performed by other unions, I&D houses or Exhibitors.

POV Unloading *(Private Vehicle Unloading)*

- Exhibitors driving POVs may hand-carry their own materials into the exhibit facility; however, the use or rental of dollies, flat trucks and other mechanical equipment is not permitted. The following information applies to exhibitors who wish to hand carry their own materials in their own vehicle, i.e. car, pickup truck, minivan or sport utility vehicle

Note: A POV, or privately Owned Vehicle is any vehicle that is primarily designed to transport passengers, not cargo or freight.

- Examples: pick-ups, passenger vans, taxis, limos, etc.
- Anything larger is considered a Company Vehicle. **Exhibitors are not allowed to unload Company Vehicles themselves.**
- If you have any questions prior to the event, or would like additional information regarding the POV policy, call Freeman Exhibitor Services at (888) 508-5054.

Location

- Upon your arrival at the San Diego Convention Center in your POV, proceed to designated POV Check In area for instructions from Freeman. No vehicle will be allowed to the dock area without checking in.

Hours

- Move-in**
 - Tuesday, 21 Jan. 8:00 AM – 5:00 PM
- Move-Out**
 - Thursday, 23 Jan. 3:00 PM – 10:00 PM

Cart Service can be purchased [here](#).

The types of vehicles shown below are the ONLY type that will be allowed to deliver or pick-up trade show equipment at McCormick Place.



Only certain sizes of boxes and equipment can be unloaded from an automobile or small utility vehicle and only exhibitor owned hand carts may be used for transportation within the building



Vehicle Display Policy

If you will be bringing a vehicle to the Grid Edge event, please review the regulations below.

Electric Vehicles

- Electric vehicles must have their battery disconnected once placed in position. If unable to disconnect the battery due to battery location, then the ignition fuse must be removed or other approved methods to prevent the vehicle from accidentally or intentionally being moved while on display.
- Sufficient separation between vehicles on display must be created to prevent the spread of fire or other hazards to adjacent vehicles.
- Electric vehicles are at no time allowed to be turned on during event hours.
- No vehicle charging shall take place in the Halls. All necessary charging must take place in the loading dock area or other suitable locations outside the Halls.

Gas Vehicles

- No more than one-quarter tank of gas or five gallons, whichever is less
- A locking gas cap or tape over the gas cap
- A drip pan under the vehicle's drive train (motor to differential)
- Vehicles shall not be moved during show hours
- Refueling is prohibited in the facility, on the docks and outside premises
- Floor plans must indicate where vehicles are to be located
- Batteries shall be disconnected in an approved manner
- Electric vehicles must have their battery disconnected once placed in position. If unable to disconnect the battery due to battery location, then the ignition fuse must be removed. Electric vehicles are at no time allowed to be turned on during event hours.

Onsite Exhibitor Service Center

Location: Back of Exhibit Hall

- **Who should be sent to the Service Desk**
 - Carpet, Tables, Chairs, Cleaning, Labor & Freight – Freeman
 - Lead Retrieval / Scanner Questions
 - Telephone / Internet – Smart City
 - Photography, Floral, International Shipping

Service Center Hours

Monday	Move-In	1:00 PM – 5:00 PM
Tuesday	Move-In	8:00 AM – 5:00 PM
Wednesday	Show Hours	8:00 AM – 5:00 PM
Thursday	Move-Out	9:00 AM – 10:00 PM
Friday	Move-Out	8:00 AM – 10:00 AM

Exhibit Show Office

Location: Hall A Show Office

- Monday 20 Jan 8:00 AM – 5:00 PM
 - Tuesday 21 Jan 7:30 AM – 5:00 PM
 - Wednesday 22 Jan 7:30 AM – 5:00 PM
 - Thursday 23 Jan 8:00 AM – 6:00 PM
-
- **Contact Info:**
 - Phone: (972) 637-6641 (text or voice)
 - Email: gridedge@cemllc.com

**Need Someone to come to your booth?
Use this QR code to Request Assistance:**



Promote Your Booth

The IEEE PES Grid Edge Team has put together a promotional toolbox full of information such as branding info, show logos, and more.

- Branding Guide
- Show Logos
- E-Signature
- Sample HTML email
- Attendee Blast Email Opportunities
- Web Banners
- Social Media Graphics

Download graphics [here](#).



Join Us at IEEE PES Grid Edge Technologies!

Dear [Recipient's First Name],

is exhibiting in Booth #933 at the 2025 IEEE PES Grid Edge Technologies Conference & Exposition and we'd love to see you in San Diego, 21-23 January 2025. Building on the success of the 2023 event, this experience provides an unmatched opportunity to connect and explore a range of ideas and solutions driving change in the energy industry.

Register now and enter our customized promotional code, 10012, to receive 30% off your non-member and member registration packages.

We will be showcasing critical technologies and welcome the opportunity to connect with you one-on-one at the event.

[REGISTER NOW](#)

[Your message goes here]

Why Attend?

Sponsored by IEEE's Power & Energy Society (PES), the Grid Edge Technologies event will serve as a collaborative forum, connecting utilities, technology companies, startups, municipalities, policymakers, and more to create a more efficient, sustainable energy grid.

TECHNICAL PROGRAM

The IEEE PES Grid Edge Technologies event will deliver a comprehensive technical program, equipping a variety of stakeholders working at the edge with key insights necessary to maximum productivity and efficiency. Don't miss senior executives from across the industry delivering Super Sessions, Tutorials, panel presentations, and more that you won't want to miss.

TECHNOLOGY STAGES TECHNOLOGY STAGES

The show floor offers an immersive experience bringing together key stakeholders from different industries in multiple ways. As part of a comprehensive technical program, five dedicated stages on the show floor will provide avenues for solution providers, municipalities, utilities, and others to engage on highly relevant topics.

The IEEE PES Grid Edge Technologies Conference & Exposition provides a much-needed forum for this kind of collaboration between stakeholders actively working at the edge. Join us 21-23 January 2025 in San Diego for an experience designed to break the silos and help build exciting possibilities for the future.

Sincerely,



SHAPE THE GRID EDGE

21-23 JANUARY 2025
SAN DIEGO, CA

JOIN US

PROMO CODE:

COMPLIMENTS OF:

VISIT US AT BOOTH:



MAKE CONNECTIONS. TRANSFORM THE EDGE.

21-23 JANUARY, 2025 | SAN DIEGO CONVENTION CENTER

REGISTER TODAY

[PES-GRIDEDGE.COM/REGISTER](https://pes-gridedge.com/register)



SHAPE THE GRID EDGE



Promote Your Booth

Plus, CDS offers several opportunities to spread the word to your customers. Once you're logged into CDS, navigate to the Invite Customers portal on the left-hand menu. This will take you to a "Ways to Invite Customers" page with the following options:

- Share Your Custom Registration Link
 - Create a custom link to share a discount with your customers
- Distribute Your Promo Code
 - Create a "ticket" that will automatically fill in your company's details and promo code
- Complimentary Marketing Campaigns
 - Access a free email marketing tool

JOIN US

**MAKE CONNECTIONS.
TRANSFORM THE EDGE.**

21-23 JANUARY, 2025 | SAN DIEGO CONVENTION CENTER

REGISTER TODAY

PES-GRIDEDGE.COM/REGISTER


IEEE PES **GRID EDGE** TECHNOLOGIES CONFERENCE & EXPOSITION

IEEE PES Power & Energy Society™

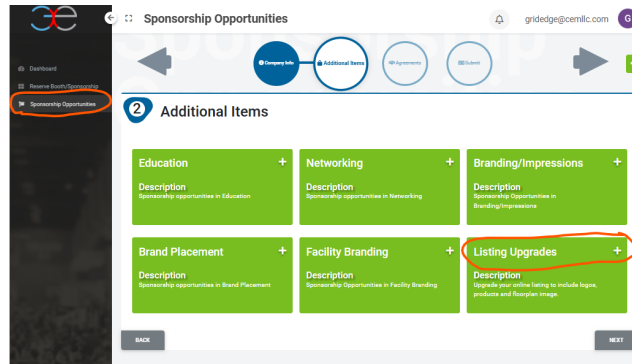
IEEE

Update Your Company Profile in The Hub

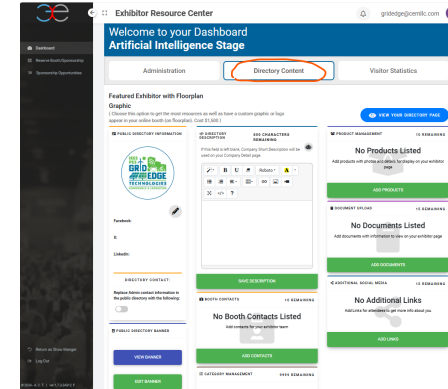
This will be your new one-stop-shop for updating your company's online profile. Depending on your listing level, you will be able to upload a logo, cover photo, products, press releases, company categories, company description, contact information, and more! Get started [here](#).



Step 1: An invitation email was sent to the main contact. Click on the invitation link in that email to create your account. Contact gridedge@cemllc.com to request a new invitation email.



Step 2: Once the account I created is set, you will be able to log in. Click on Sponsorship Opportunities and then Listing Upgrades if you want to add additional features to your listing.



Step 3: Select the “Directory” tab and upload the various items and complete tasks to make sure your company profile is ready for Grid Edge

Next Steps

Below are a few items to keep in mind as we enter the final weeks before the event.

Review Deadlines


- 13 Dec. – EAC & Exhibitor Certificate of Insurance due
- 23 Dec. – Freeman discount deadline
- Review other deadlines [here](#).

Action Items

- Register your booth staff online
- Order any furniture/electrical/AV through official vendors
- Arrange shipping/transport for your exhibit materials

Explore Supporter Opportunities

- There is still time to become a supporter at this event!
Explore opportunities [here](#).



Contact:

Grid Edge Exhibits Team

- (972) 521- 9902
- gridedge@cemllc.com
- www.pes-gridedge.org

THANK YOU

